



An AIRXCEL Brand

# AMERICAN SERIES RV ROLLER SHADES ORDERING AND MEASURING INSTRUCTIONS

(Excluding Windshield Shades)

## ORDERING INSTRUCTIONS

### 1. Customer Information

Complete the customer information section.

### 2. Material Color

Enter your day and night material choice.

View material color options at [mcdinnovations.com/American-duo](http://mcdinnovations.com/American-duo)

### 3. Product

Select MCD American Duo™ Day/Night or Solo™ (Day or Night) shade.

### 4. Operating Mode

Select Manual, Remote Electric, Switch Control, or Combo (Manual Day Shade and Remote Electric Night Shade).

### 5. Motor Location (If Applicable)

Indicate if you would like the motor to be installed on the Left or Right side of shade assembly.

### 6. Window Location

Identify where each shade will be installed; e.g., dining, kitchen, driver etc.

### 7. Price

Use the **PRICE GUIDE** to determine the shade pricing. Note that Remote Electric Shades require one motor for **EACH** shade roller. (See price guide for additional charges.)



## MEASURING INSTRUCTIONS

### 1A. Width WITH Valance

Provide measurement of the Inside width from Valance leg to Valance leg.

Width (W) = \_\_\_\_\_ (Use this measurement as your width when ordering)

**NOTE:** Fabric width will be 1.25" less from the overall shade width.

**Final shade assembly (End to End) will be .75" less than the width provided for proper installation clearance.**

*Example:* Provided Width: 20.75"

Final Overall Assembly: 20" (End to End)

Fabric width: 19.5"

### 1B. Width WITHOUT Valance

Measure the dimension from outside window frame to outside window frame.

Width (W) - \_\_\_\_\_ (Use this measurement as your width when ordering)

**Note: Overall measurement (End to End) will be 1" longer for assembly brackets**

*Example:* Provided Width: 20.75"

Final Overall Assembly: 21.75" (End to End)

Fabric width: 21.25"

### 2. Drop Length

Measure from the INSIDE top of the valance, or mounting position, to the bottom of the window frame.

### 3. Roll Spec

Refer to the Roll Spec diagrams located on the order form to determine the shade roll directions.

### Note:

- You will need at least 2 inches of space for the shade to roll freely inside a valance.
- All MCD shades are custom-made, non-refundable and non-returnable.**

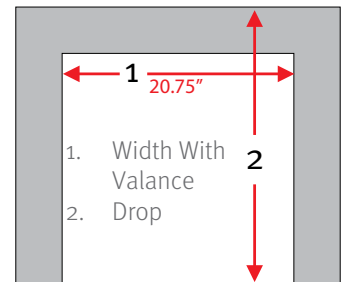


Figure 1A

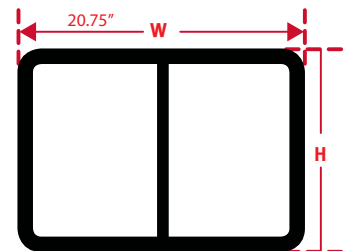


Figure 1B



For all measuring, ordering and additional information, visit: [mcdinnovations.com](http://mcdinnovations.com)

To Place your order: Call 972.548.1850; Fax 972.542.4881; or E-MAIL to [CustomerService@mcdinnovations.com](mailto:CustomerService@mcdinnovations.com) | An MCD representative will assist you with finalizing your order. If you have additional questions, please call 972.548.1850 or email [CustomerService@mcdinnovations.com](mailto:CustomerService@mcdinnovations.com)

3303 North McDonald St. | McKinney, TX 75071 | [customerservice@mcdinnovations.com](mailto:customerservice@mcdinnovations.com) | P: 800.804.1757 | F: 972.542.4881





An AIRXCEL Brand

# AMERICAN SERIES RV ROLLER SHADES ORDER FORM

Date: \_\_\_\_\_

Page: \_\_\_\_\_ of \_\_\_\_\_

Customer Name: \_\_\_\_\_

Phone: \_\_\_\_\_

Billing Address: \_\_\_\_\_

Shipping Address: \_\_\_\_\_

RV Year: \_\_\_\_\_ RV Make: \_\_\_\_\_ RV Model: \_\_\_\_\_

E-mail: \_\_\_\_\_

**View Material Color Options at [MCDInnovations.com](http://MCDInnovations.com)**

**I authorize MCD to charge the credit card I provide for this order.**  
*(MCD will call to obtain credit card information)*

Day Shade Color: \_\_\_\_\_

Night Shade Color: \_\_\_\_\_

*(Typed name will constitute signature)*

**PLEASE NOTE:**

- All MCD Shades are custom-made and are non-returnable and non-returnable.
- Width measurement requested is the overall shade assembly size. Do not order by material width.
- Power Shades Require a dedicated power source.

**Product:**  Duo  Solo Day  Solo Night  
**Operating Mode:**  Manual  Remote  Combo  Switch Control  
(Day-Manual/Night-Remote)  
**Motor Location:**  Left  Right

Window Location: \_\_\_\_\_ Price: \_\_\_\_\_  
 Width: \_\_\_\_\_ Drop Length: \_\_\_\_\_  
 Roll Spec: \_\_\_\_\_

**Product:**  Duo  Solo Day  Solo Night  
**Operating Mode:**  Manual  Remote  Combo  Switch Control  
(Day-Manual/Night-Remote)  
**Motor Location:**  Left  Right

Window Location: \_\_\_\_\_ Price: \_\_\_\_\_  
 Width: \_\_\_\_\_ Drop Length: \_\_\_\_\_  
 Roll Spec: \_\_\_\_\_

**Product:**  Duo  Solo Day  Solo Night  
**Operating Mode:**  Manual  Remote  Combo  Switch Control  
(Day-Manual/Night-Remote)  
**Motor Location:**  Left  Right

Window Location: \_\_\_\_\_ Price: \_\_\_\_\_  
 Width: \_\_\_\_\_ Drop Length: \_\_\_\_\_  
 Roll Spec: \_\_\_\_\_

**Product:**  Duo  Solo Day  Solo Night  
**Operating Mode:**  Manual  Remote  Combo  Switch Control  
(Day-Manual/Night-Remote)  
**Motor Location:**  Left  Right

Window Location: \_\_\_\_\_ Price: \_\_\_\_\_  
 Width: \_\_\_\_\_ Drop Length: \_\_\_\_\_  
 Roll Spec: \_\_\_\_\_

**Product:**  Duo  Solo Day  Solo Night  
**Operating Mode:**  Manual  Remote  Combo  Switch Control  
(Day-Manual/Night-Remote)  
**Motor Location:**  Left  Right

Window Location: \_\_\_\_\_ Price: \_\_\_\_\_  
 Width: \_\_\_\_\_ Drop Length: \_\_\_\_\_  
 Roll Spec: \_\_\_\_\_

**NOTE: Final product tolerance for shade width is +/- 0.25" per shade**

**REMOTE CONTROLLERS** (Needed if ordering Remote Electric Shades)

15-Channel Remote Control QTY: \_\_\_\_\_

**ROCKER SWITCH** (Not included with Switch Electric Shades)

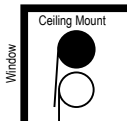
Non-Illuminated DPDT Rocker Switch QTY: \_\_\_\_\_

Illuminated DPDT Rocker Switch QTY: \_\_\_\_\_

### Duo™ Day/Night Roll Specs

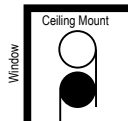
### Solo™ Day or Night Roll Specs

#### "C" ROLL



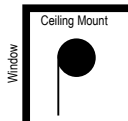
Recommended for windows WITH NO side valance legs

#### "O" ROLL



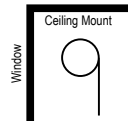
Recommended for windows WITH side valance legs

#### "G" ROLL




Recommended for Solo Day Shades and for windows WITH NO side valance legs

#### "H" ROLL



Recommended for windows WITH side valance legs

#### ROLL SPECS LEGEND



To access the digital order form or download additional worksheets, scan QR CODE or visit: [mcdinnovations.com/American-duo](http://mcdinnovations.com/American-duo)

To Place your order: Call 972.548.1850; Fax 972.542.4881; or E-MAIL to [CustomerService@mcdinnovations.com](mailto:CustomerService@mcdinnovations.com) | An MCD representative will assist you with finalizing your order.

If you have additional questions, please call 972.548.1850 or email [CustomerService@mcdinnovations.com](mailto:CustomerService@mcdinnovations.com)

