



An *AIRXCEL* Brand

**PREMIER ROLLER SHADE
SYSTEMS**

**WINDSHIELD SHADE
SYSTEMS**

SCREEN DOOR SHADES

ACCESSORIES

**YOUR ADVENTURE
STARTS HERE!**



An *AIRXCEL* Brand

**YOUR SHADE. YOUR STYLE.
YOUR ADVENTURE!**

SHADE SYSTEMS



AMERICAN SOLO™ & DUO™

The American Solo™ Shade System is offered as a Day or Night Roller Shade application for those customers looking for solar protection during the day or 100% privacy / light blocking shades. The American Duo™ Day / Night Shades are a combination of both shade materials in an attractive, compact, and user-friendly package.

FEATURES

- Choice of MCD Sunscreen and/or 100% Privacy / Light Blocking Shade Materials
- Variety of Day and Night Materials and Colors Available
- Superior Outward Visibility, Heat / UV Reduction and Industry
- Leading High R-Value Insulation Properties with MCD Clearview™ Sunscreen Option
- Reduce Thermal Load and Enhance Interior Comfort
- Available in Manual, Remote, Remote motor with rechargeable, wireless Bluetooth or Switch Power Operating Methods
- FMVSS Approved Materials



IMPULSE SHADE SYSTEM

Impulse Roller Shade and Valance - all in one! Customize both valance fabric and roller materials for a completely unique look. Plus enjoy all the benefits of the American Series Solo™ and Duo™ Shade System.

ALL-IN-ONE DESIGN

The one piece construction allows for easy installation along with a built-in valance.

REVOLUTIONIZE YOUR VALANCE

Valance fabric can be easily updated or replaced to provide a fresh new look.

FEATURES

- Choice of MCD Sunscreen and/or 100% Privacy / Light Blocking Shade Materials
- Superior Outward Visibility, Heat/UV Reduction and Industry Leading High R-Value Insulation Properties with MCD Clearview™ Sunscreen Option
- Choice of Valance Fabric and End Cap Colors
- Variety of Day and Night Materials and Colors Available
- Available in Manual Operation Only



SHADE SYSTEMS OPERATING FEATURES



Impulse Duo™

American Duo™

MANUAL FEATURES

- Available for American Series and Impulse Shade Systems
- Easily Lowered to Any Position and Retracted with a Pull-and-Release Movement
- GlideRise IV™ Technology
- MCD AutoStop™ Feature
- Gear-Lock Mechanism that Physically Locks in Place
- Tamper Proof and Cannot Accidentally Mis-adjust

POWER FEATURES

- Available for American Solo™ and Duo™ Roller Shade Systems Only
- Available in Remote, Remote motor with rechargeable, wireless Bluetooth or Switch Controlled Options
- Features the MCD Black Pearl™ Motors with Patent-Pending Sentry™ Early Warning Low Voltage Alert Function
- Soft-Touch Programming Switch to Set Upper and Lower Shade Limits Quickly and Precisely
- Utilizes MCD Exclusive Built-In Electronic Set Limit Capability
- Set Limits Will Not be Lost or Changed Due to Voltage Variations
- Six Point Motor Support System with Easy to Identify Color Coded Wires



REMOTE CONTROLLER

- Control shades individually or in groups like “All Day” or “All Night”
- Use multiple remotes, placed where you need them most
- Sleek 15-channel remote with LCD display and magnetic base
- Not compatible with Impulse Roller Shade Systems

MULTI-PURPOSE TOOL

- LED Lights
- MCD Shade Specific bits
- Magnetic, telescoping extension
- Non-slip handle



ADVENTURE READY KIT



KIT #: 100.533

For Manual Shade Repair



KIT #: 100.501

For Electric Motor/Powered Shade Repair

The MCD Adventure Ready Kits are your all-in-one solution for RV window shade repair! Each kit contains everything needed for a quick and professional shade repair. With all the essential components bundled together, these kits are designed to make your job easier.

- All-in-one kit for quick, professional shade repairs
- Includes everything you need—no missing parts or reorders
- Save time, save money, and skip the guesswork
- Smart packaging for easy storage and inventory tracking
- Each kit includes a printed, step-by-step owner's manual

MAGNETIC HOLD - Shade System Add-On

- Eliminates shade movement when vehicle is in motion and the shade is lowered
- Holds shade close to the window for curved wall applications
- Easy to install design including hardware
- Available for duo and solo manual shades

AMERICAN SERIES RV ROLLER SHADES

ORDERING AND MEASURING INSTRUCTIONS

(Excluding Windshield Shades)

ORDERING INSTRUCTIONS

1. Customer Information

Complete the customer information section.

2. Material Color

Enter your day and night material choice.

View material color options at mcdinnovations.com/American-duo

3. Product

Select MCD American **Duo™** Day/Night or **Solo™** (Day or Night) shade.

4. Operating Mode

Select Manual, Remote Electric, Switch Control, or Combo (Manual Day Shade and Remote Electric Night Shade).

5. Motor Location (If Applicable)

Indicate if you would like the motor to be installed on the Left or Right side of shade assembly.

6. Window Location

Identify where each shade will be installed; e.g., dining, kitchen, driver etc.

7. Price

Use the **PRICE GUIDE** to determine the shade pricing. Note that Remote Electric Shades require one motor for **EACH** shade roller. (See price guide for additional charges.)



MEASURING INSTRUCTIONS

1A. Width WITH Valance

Provide measurement of the **Inside width** from Valance leg to Valance leg.

Final Measurement (Width **MINUS 0.75"**) = _____ (Use this measurement as your width when ordering)

IMPORTANT: Deduct 0.75" from your measured width to provide clearance space for installation.

NOTE: Width measurement requested is the overall shade assembly size. Do not order by material width.

1B. Width WITHOUT Valance

Measure the dimension from outside window frame to outside window frame.

Width (Width **PLUS 1"**) = _____ (Use this measurement as your width when ordering)

NOTE: Width measurement requested is the overall shade assembly size. Do not order by material width.

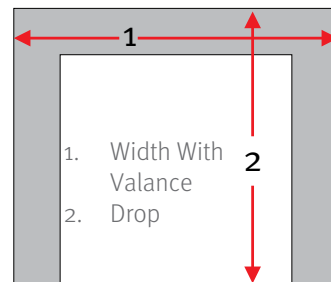


Figure 1A

2. Drop Length

Measure from the **INSIDE** top of the valance, or mounting position, to the bottom of the window frame.

3. Roll Spec

Refer to the Roll Spec diagrams located on the order form to determine the shade roll directions.

Note:

- You will need at least 2 inches of space for the shade to roll freely inside a valance.
- All MCD shades come standard with ceiling style mounting clips.
- **All MCD shades are custom-made, non-refundable and non-returnable.**

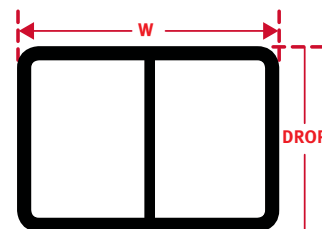


Figure 1B

For all measuring, ordering and additional information, visit: **mcdinnovations.com**

To Place your order: Call 972.548.1850; Fax 972.542.4881; or E-MAIL to CustomerService@mcdinnovations.com | An MCD representative will assist you with finalizing your order. If you have additional questions, please call 972.548.1850 or email CustomerService@mcdinnovations.com



AMERICAN SERIES RV ROLLER SHADES

ORDER FORM

Date: _____ Page: _____ of _____

Customer Name: _____ Phone: _____

Billing Address: _____

Shipping Address: _____

RV Year: _____ RV Make: _____ RV Model: _____

E-mail: _____

View Material Color Options at MCDInnovations.com

I authorize MCD to charge the credit card I provide for this order.
(MCD will call to obtain credit card information)

Day Shade Color: _____

Night Shade Color: _____

(Typed name will constitute signature)

PLEASE NOTE:

- All MCD Shades are custom-made and are non-returnable and non-refundable.
- Width measurement requested is the overall shade assembly size. Do not order by material width.
- Power Shades Require a dedicated power source.

Product: ☐ Duo ☐ Solo Day ☐ Solo Night
Operating Mode: ☐ Manual ☐ Remote ☐ Combo ☐ Switch Control
(Day-Manual/Night-Remote)
Motor Location: ☐ Left ☐ Right

Window Location: _____ Price: _____

Width: _____ Drop Length: _____

Roll Spec: _____

Product: ☐ Duo ☐ Solo Day ☐ Solo Night
Operating Mode: ☐ Manual ☐ Remote ☐ Combo ☐ Switch Control
(Day-Manual/Night-Remote)
Motor Location: ☐ Left ☐ Right

Window Location: _____ Price: _____

Width: _____ Drop Length: _____

Roll Spec: _____

Product: ☐ Duo ☐ Solo Day ☐ Solo Night
Operating Mode: ☐ Manual ☐ Remote ☐ Combo ☐ Switch Control
(Day-Manual/Night-Remote)
Motor Location: ☐ Left ☐ Right

Window Location: _____ Price: _____

Width: _____ Drop Length: _____

Roll Spec: _____

Product: ☐ Duo ☐ Solo Day ☐ Solo Night
Operating Mode: ☐ Manual ☐ Remote ☐ Combo ☐ Switch Control
(Day-Manual/Night-Remote)
Motor Location: ☐ Left ☐ Right

Window Location: _____ Price: _____

Width: _____ Drop Length: _____

Roll Spec: _____

Product: ☐ Duo ☐ Solo Day ☐ Solo Night
Operating Mode: ☐ Manual ☐ Remote ☐ Combo ☐ Switch Control
(Day-Manual/Night-Remote)
Motor Location: ☐ Left ☐ Right

Window Location: _____ Price: _____

Width: _____ Drop Length: _____

Roll Spec: _____

NOTE: Final product tolerance for shade width is +/- 0.25" per shade

REMOTE CONTROLLERS (Needed if ordering Remote Electric Shades)

15-Channel Remote Control **QTY:** _____

ROCKER SWITCH (Not included with Switch Electric Shades)

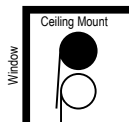
Non-Illuminated DPDT Rocker Switch **QTY:** _____

Illuminated DPDT Rocker Switch **QTY:** _____

Duo™ Day/Night Roll Specs

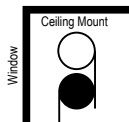
Solo™ Day or Night Roll Specs

"C" ROLL



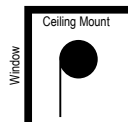
Recommended for windows **WITH NO** side valance legs

"O" ROLL



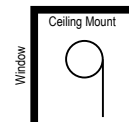
Recommended for windows **WITH** side valance legs

"G" ROLL




Recommended for Solo Day Shades and for windows **WITH NO** side valance legs

"H" ROLL



Recommended for windows **WITH** side valance legs

ROLL SPECS LEGEND



To access the digital order form or download additional worksheets, scan QR CODE or visit: mcdinnovations.com/American-duo
To Place your order: Call 972.548.1850; Fax 972.542.4881; or E-MAIL to CustomerService@mcdinnovations.com | An MCD representative will assist you with finalizing your order.
If you have additional questions, please call 972.548.1850 or email CustomerService@mcdinnovations.com

AMERICAN SERIES RV ROLLER SHADES

PRICE GUIDE



AMERICAN SERIES ROLLER SHADES

American Duo™ and Solo™ Roller Shade Systems are designed to provide both solar protection and/or 100% privacy/light blocking capabilities in an attractive, compact, user-friendly package.



AMERICAN DUO™ DAY and NIGHT

TWO Roller Shades Utilizing MCD GlideRise™ Manual Technology

WIDTH	13" - 18"	18.1" - 38"	38.1" - 58"	58.1" - 72"	72.1" - 80"
up to 32" Drop	\$235	\$295	\$350	\$400	\$455
32.1" to 48" Drop	\$265	\$335	\$395	\$455	\$515
48.1" to 65" Drop	\$300	\$385	\$455	\$525	\$600

AMERICAN SOLO™ DAY or NIGHT

ONE Roller Shade Utilizing MCD GlideRise™ Manual Technology

WIDTH	13" - 18"	18.1" - 38"	38.1" - 58"	58.1" - 72"	72.1" - 80"
up to 32" Drop	\$120	\$145	\$175	\$200	\$230
32.1" to 48" Drop	\$135	\$175	\$200	\$230	\$260
48.1" to 65" Drop	\$150	\$200	\$230	\$265	\$300

POWER OPTIONS

Additional charge to the above manual pricing options

REMOTE CONTROL MOTORIZED SYSTEM <i>(Requires Remote Control)</i>	15-CHANNEL REMOTE CONTROL	SWITCH CONTROL MOTORIZED SYSTEM	REMOTE MOTOR with RECHARGEABLE, WIRELESS BLUETOOTH <i>(Requires Remote Control)</i>	NON-ILLUMINATED DPDT ROCKER SWITCH	ILLUMINATED DPDT ROCKER SWITCH
\$225/Motor	\$180	\$155/MOTOR	\$265	\$30	\$50

RV WINDSHIELD ROLLER SHADES

MCD Dual Range™ Safety Motorized Switch Controlled System

American Duo™ Day/Night Windshield Shade

TWO ROLLER SHADES - up to 65" drop and up to 98" wide

MCD DualRange™ Safety Motorized System

(Windshield shades do not include Rocker Switches. Rocker Switches sold separately.)

\$1,150

American Solo™ Night Windshield Shade

ONE ROLLER SHADE - up to 65" drop and up to 98" wide

MCD DualRange™ Safety Motorized System

(Windshield shades do not include Rocker Switch. Rocker Switch sold separately.)

\$580

**Cabinetry and protrusions near the top of the windshield may require modification for a one-piece windshield shade system.*

Product comes completely assembled. Prices do not include installation.

MCD accepts American Express, Discover, MasterCard, and Visa.

MCD Shades are CUSTOM-MADE and are NON-REFUNDABLE or RETURNABLE.

IMPULSE “ALL-IN-ONE” ROLLER SHADE ORDERING AND MEASURING INSTRUCTIONS

Important:

- Do not order by material width. Order by overall final assembly width.
- Record all measurements in inches and fractions. Round to the nearest 1/8th of an inch.

ORDERING INSTRUCTIONS

1. Customer Information

Complete the customer information section.

2. Material Color

Enter your day/night and Valance material choice.
Enter your Valance End Cap Color.

View the material color and end cap color options at mcdinnovations.com/impulse-roller-shades



3. Product

Select **Duo™** Day/Night or **Solo™** (Day or Night) shade.

4. Window Location

Identify where each shade will be installed; e.g., dining, kitchen, driver etc.

5. Price

Use the **PRICE GUIDE** to determine the shade pricing. Impulse Shades are not available with power options.



MEASURING INSTRUCTIONS

STEP 1: WIDTH

Measure the window **WIDTH (W)** dimension outside frame to outside frame.

Width (**W**) = _____

Add 3" to your outside frame to outside frame width dimensions.

Width (**W+3"**) = _____ = Final Overall Assembly width. (Use this measurement as your width when ordering.

a) Installation clearance requirements:

- Minimum of 2" above the window frame
- Minimum of 1.5" on left and right side of window frame
- Window frame must be 3" away from existing structure (i.e., wall, cabinet.)

STEP 2:

Measure the window **DROP** dimension (**D**). _____

Note: If the shade is going to be mounted above the window be sure to measure starting where your shade will set above the window.

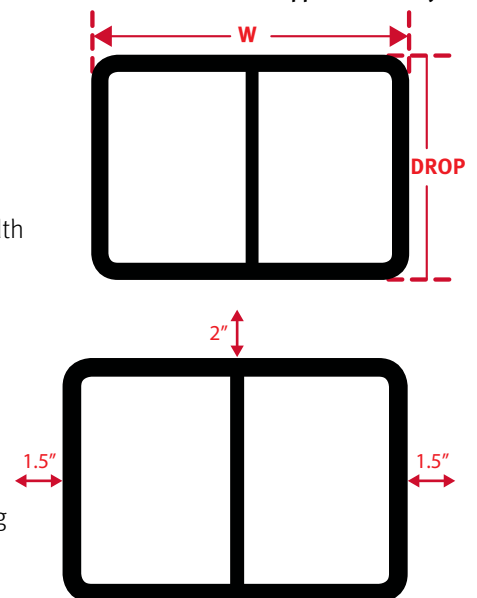
STEP 3:

Measure again to confirm dimensions are accurate.

**Please make sure you measure carefully so that the entire window is covered and fits properly into the mounting location.
Please add three inches (3") to overall width for assembly.**

Final Measurements: (WIDTH + 3") _____ x (D) _____

Impulse Roller Shades are for
Outside Mount Applications Only



Note: All MCD shades are custom-made, non-refundable and are non-returnable. Do not order by material width.

To Place your order:

Call 972.548.1850; Fax 972.542.4881; or E-MAIL to CustomerService@mcdinnovations.com

An MCD representative will assist you with finalizing your order.

If you have additional questions, please call 972.548.1850 or email CustomerService@mcdinnovations.com

IMPULSE "ALL-IN-ONE" ROLLER SHADE ORDER FORM

Date: _____

Page: _____ of _____

Customer Name: _____

Phone: _____

Billing Address: _____

Shipping Address: _____

RV Year: _____ RV Make: _____ RV Model: _____

E-mail: _____

I authorize MCD to charge the credit card I provide for this order. (MCD will call to obtain credit card information)

(Typed name will constitute signature)

PLEASE NOTE:

- All MCD Shades are custom-made and are non-returnable and non-refundable.
- Width measurement requested is the overall shade assembly size. Do not order by material width.

DAY/NIGHT SHADE AND VALANCE FABRIC COLOR

To View or Request Color Samples, please visit MCDInnovations.com

Solar Screen Color (Day Shade): _____
(MCD ClearView™ II, Coffee, or White Linen)

100% Privacy/Light-Blocking Color (Night Shade): _____
(Antique White, Vintage Linen, Soft Buttercup, Oat Field, Desert Camel, Platinum Gray, Midnight Black, Colonial Stone, Country Stone, Lantern Light, or Kingdom Gold)

Valance Fabric Color: _____
(Cotton, Parchment, Sesame, Pebble, Seagrass, Shale, Spice or Flint)

Valance End Cap Color: _____
(Alabaster, Black, Bronze, or Gray)

Product: ☐ Duo ☐ Solo Day ☐ Solo Night Window Location: _____ Price: _____

Operating Mode: Available as Manual Operation Only Width: _____ Drop Length: _____

Product: ☐ Duo ☐ Solo Day ☐ Solo Night Window Location: _____ Price: _____

Operating Mode: Available as Manual Operation Only Width: _____ Drop Length: _____

Product: ☐ Duo ☐ Solo Day ☐ Solo Night Window Location: _____ Price: _____

Operating Mode: Available as Manual Operation Only Width: _____ Drop Length: _____

Product: ☐ Duo ☐ Solo Day ☐ Solo Night Window Location: _____ Price: _____

Operating Mode: Available as Manual Operation Only Width: _____ Drop Length: _____

Product: ☐ Duo ☐ Solo Day ☐ Solo Night Window Location: _____ Price: _____

Operating Mode: Available as Manual Operation Only Width: _____ Drop Length: _____

NOTE: Final product tolerance for shade width is +/- 0.25" per shade

To access the digital order form or download additional worksheets, scan QR CODE or visit: mcdinnovations.com/impulse-roller-shades
To Place your order: Call 972.548.1850; Fax 972.542.4881; or E-MAIL to CustomerService@mcdinnovations.com | An MCD representative will assist you with finalizing your order.
If you have additional questions, please call 972.548.1850 or email CustomerService@mcdinnovations.com



IMPULSE RV ROLLER SHADES

PRICE GUIDE

IMPULSE SHADE SYSTEM

Roller Shade and Valance

MCD Roller Shades are an advanced window shade innovation designed with solar protection and 100% privacy/light-blocking capabilities in an attractive, compact and user-friendly package. Benefits include enhanced interior comfort, reduced thermal load and easy to install.



ALL-IN-ONE DESIGN

The one piece construction allows for easy installation along with a built-in valance

REVOLUTIONIZE YOUR VALANCE

Valance fabric can be easily updated or replaced to provide a fresh new look

IMPULSE SHADE FEATURES

- Choice of MCD sunscreen and/or 100% privacy/light blocking shade materials
- Choice of valance fabric and end cap colors
- Variety of day and night materials and colors available
- Option of Duo™ or Solo™ shade system

IMPULSE DUO™ DAY and NIGHT MANUAL SHADE SYSTEM

TWO Roller Shades with Fabric Wrapped Valance

WIDTH	13" - 18"	18.1" - 38"	38.1" - 58"	58.1" - 72"	72.1" - 80"
up to 32" Drop	\$320	\$440	\$580	\$640	\$800
32.1" to 48" Drop	\$340	\$475	\$625	\$765	\$840
48.1" to 65" Drop	\$350	\$525	\$700	\$800	\$880

IMPULSE SOLO™ DAY or NIGHT MANUAL SHADE SYSTEM

ONE Roller Shade with Fabric Wrapped Valance

WIDTH	13" - 18"	18.1" - 38"	38.1" - 58"	58.1" - 72"	72.1" - 80"
up to 32" Drop	\$265	\$345	\$440	\$490	\$525
32.1" to 48" Drop	\$280	\$370	\$470	\$530	\$580
48.1" to 65" Drop	\$295	\$400	\$510	\$580	\$625

Product comes completely assembled. Prices do not include installation.

MCD accepts American Express, Discover, MasterCard, and Visa.

MCD Shades are CUSTOM-MADE and are NON-REFUNDABLE or RETURNABLE.

WINDSHIELD AND SCREEN DOOR SHADE SYSTEMS

AMERICAN SERIES WINDSHIELD (COCKPIT) SHADE SYSTEM



The MCD American Series Windshield Shade is a state-of-the-art full side-to-side visor to be used while you are driving and complete coverage while you are parked. The Dual-Range™ safety feature allows for you to have separate ignition ON and OFF set limits. Switch Motor Option Only.

Full-Length Side-to-Side Sun Visor:

With the **IGNITION KEY ON** both the day and night RV windshield shades can be programmed so they cannot be lowered past your line of sight while driving, so you can use the shades as a full-length sun visor.

- Day Shade – Use to reduce glare
- Night Shade – Use for total sun blockage

Complete Privacy and Heat/UV Protection:

With the **IGNITION KEY OFF** both day/night windshield shades can be lowered all the way to the dash for complete coverage.

- Day Shade – Provides privacy along with excellent outward vision and heat control during the day
- Night Shade – Blackout shades provide complete privacy during the day or at night

PULL-UP DOOR SHADE

The MCD Pull-Up Door Shade is designed for the ease of entering and exiting your RV. Encased in an attractive, lightweight black aluminum housing that attaches quickly and easily to any screen door frame.



- Choice of MCD Sunscreen or 100% Privacy / Light Blocking Night Shade
- Variety of Day and Night Materials and Colors Available
- Superior outward visibility and heat/UV reduction with MCD Clearview™ sunscreen
- Sleek Assembly Design That Fits a Variety of Screen Door Styles
- Custom Made for Each Make and Model of RV



AMERICAN SERIES WINDSHIELD SHADE ORDER FORM

Date: _____

Page: _____ of _____

Customer Name: _____

Phone: _____

Billing Address: _____

Shipping Address: _____

RV Year: _____ RV Make: _____ RV Model: _____

E-mail: _____

View Material Color Options at MCDInnovations.com

I authorize MCD to charge the credit card I provide for this order.
(MCD will call to obtain credit card information)

Day Shade Color: _____

Night Shade Color: _____

(Typed name will constitute signature)

PLEASE NOTE:

- WINDSHIELD SHADE SYSTEM CAN ONLY BE ORDERED WITH A SWITCH MOTOR
- All MCD Shades are custom-made and are non-returnable and non-refundable.
- Width measurement requested is the overall shade assembly size. Do not order by material width.

ORDER DESCRIPTION:

Tip to Tip Measurement of Assembly Width: _____

Drop/Height - Overall Height from Overhead to Dash: _____

Material Bottom Edge Finish:

- ☐ Enclosed Rod Only
☐ Enclosed Rod with Flap:

Flap Height: _____ inches
(Included in the drop/height above) **MIN: 3" | MAX: 8"**

NOTE: Final product tolerance for shade width is +/- 0.25" per shade

American Duo™ Day/Night Windshield Shade

TWO ROLLER SHADES - up to 65" drop and up to 98" wide
MCD DualRange™ Safety Motorized System

(Windshield shades do not include Rocker Switches. Rocker Switches sold separately.)

\$1,150

American Solo™ Night Windshield Shade

ONE ROLLER SHADE - up to 65" drop and up to 98" wide
MCD DualRange™ Safety Motorized System

(Windshield shades do not include Rocker Switch. Rocker Switch sold separately.)

\$580

*Cabinetry and protrusions near the top of the windshield may require modification for a one-piece windshield shade system.

Product comes completely assembled. Prices do not include installation. MCD accepts American Express, Discover, MasterCard, and Visa.

MCD Shades are CUSTOM-MADE and are NON-REFUNDABLE or RETURNABLE.

Pricing Effective 03/01/2024 | Subject to change without notice.

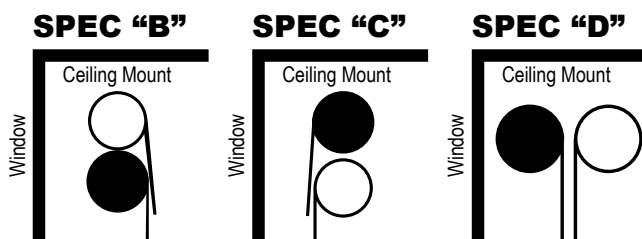
All prices are F.O.B. McKinney, TX

ROLL SPEC:

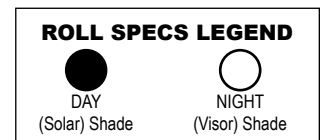
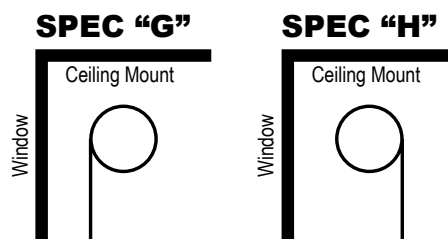
Please choose one of the below Roll Spec Options.

Roll Spec: _____

DUO™ DAY/NIGHT ROLL SPECS



SOLO™ NIGHT ROLL SPECS



Please see Windshield Installation Diagram for further details to determine which Roll Spec to choose.

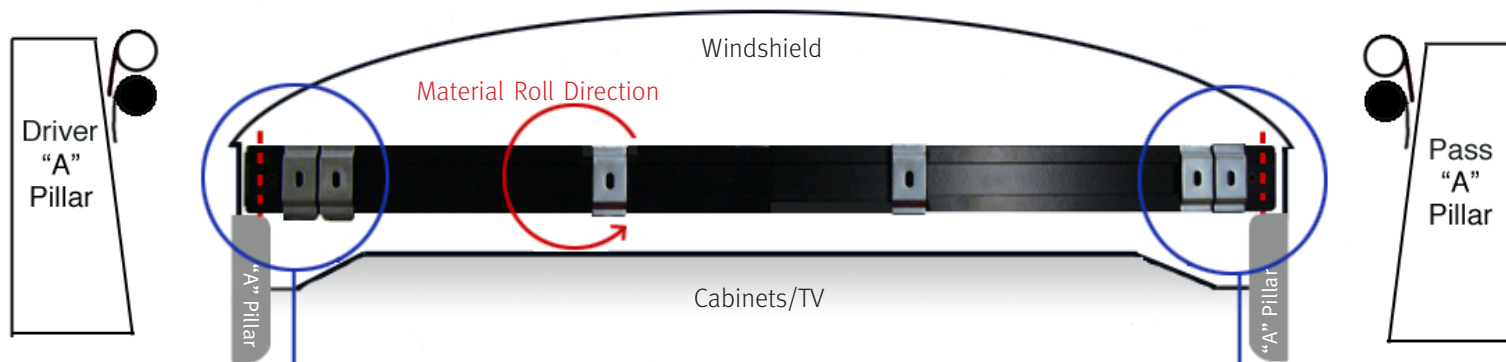
To access the digital order form or download additional worksheets, scan QR CODE or visit: mcdinnovations.com/windshield-shades

To Place your order: Call 972.548.1850; Fax 972.542.4881; or E-MAIL to CustomerService@mcdinnovations.com | An MCD representative will assist you with finalizing your order.


If you have additional questions, please call 972.548.1850 or email CustomerService@mcdinnovations.com

AMERICAN SERIES WINDSHIELD SHADE INSTALLATION DIAGRAM FOR ROLL SPEC

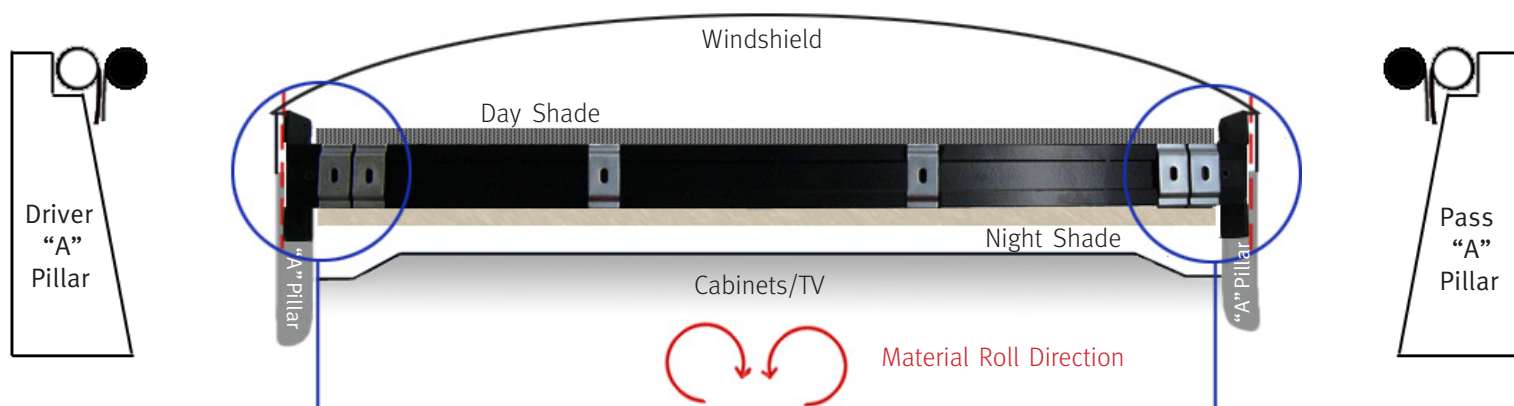
DUO "B" SPEC, AND SOLO "H" SPEC



DUO "C" SPEC, AND SOLO "G" SPEC



DUO "D" SPEC, AND SOLO "G" SPEC



Please visit: mcdinnovations.com/windshield-shades
for complete instructions, additional order forms,
technical information, videos, pricing guides and more.



SCREEN DOOR PULL-UP SHADE ORDER FORM

Date: _____

Page: _____ of _____

Customer Name: _____ Phone: _____

Billing Address: _____

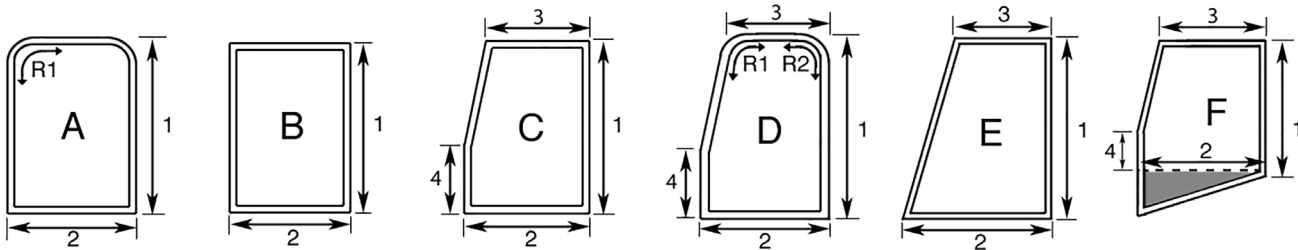
Shipping Address: _____

RV Year: _____ RV Make: _____ RV Model: _____

E-mail: _____

The Screen Door Pull-Up Shade attaches to the door and moves with the door for ease of exiting/entering.

To determine what Screen Door Pull-Up Shade style you need, look at the examples below and pick out the style that best matches the frame on your screen door and write that letter in the form below. Example: If your screen door frame shape is style A, you would write style "A".



* Note: The lower shaded area in style F can not be covered by the shade.

Pull-Up Door Shade will not work on any motorhome where the dash extends past the door when in the closed position.

MEASURING INSTRUCTIONS

Measure WIDTH with door closed.

- Measure the **outside** of the frame to the **outside** of the frame for the above indicated areas (1-4) of the screen door.
- To measure for the radius on styles A and D use the radius template on this page to determine the door curvature.

1. Choose the style that matches your screen door: Style (A, B, C, D, E, F) _____

2. Measurements for above style:

Measurement 1 _____ (Height) Measurement 2 _____ (Width)

Measurement 3 _____ (C, D, E or F) Measurement 4 _____ (C, D, or F)


3. Radius: Style A (R1) _____ Style D (R1) _____ (R2) _____

4. Material Color: Day Shade _____ Night Shade _____

View Material Color Options at MCDInnovations.com

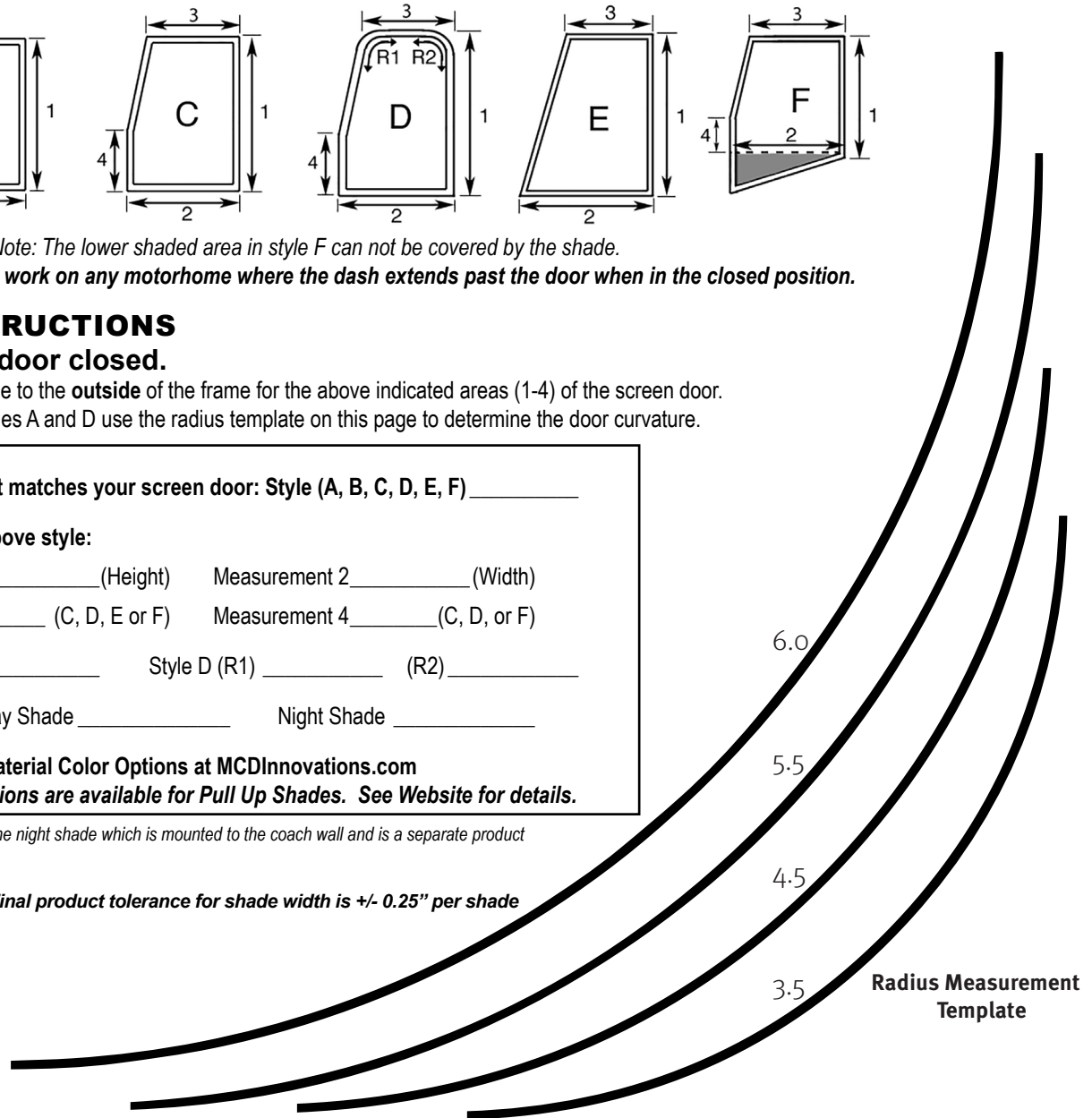
Not all material color options are available for Pull Up Shades. See Website for details.

Note: You will see at the top of the photo the night shade which is mounted to the coach wall and is a separate product from the Screen Door Pull-Up Shade.



STYLE "A"

NOTE: Final product tolerance for shade width is +/- 0.25" per shade



SCREEN DOOR PULL-UP SHADE: \$150.00



To access the digital order form or download additional worksheets, scan QR CODE or visit: mcdinnovations.com/screen-door-pull-up-shade
To Place your order: Call 972.548.1850; Fax 972.542.4881; or E-MAIL to CustomerService@mcdinnovations.com | An MCD representative will assist you with finalizing your order.
If you have additional questions, please call 972.548.1850 or email CustomerService@mcdinnovations.com

MAGNETIC SCREEN DOOR SHADE MEASURING INSTRUCTIONS AND ORDER FORM

Date: _____

Page: _____ of _____

Customer Name: _____

Phone: _____

Billing Address: _____

Shipping Address: _____

RV Year: _____

RV Make: _____

RV Model: _____

E-mail: _____

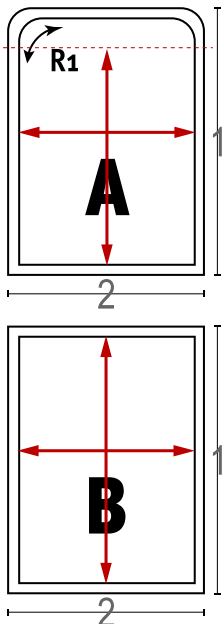
Designed for the ease of entering and exiting your motorcoach and attaches quickly and easily to any screen door frame using strong magnetics.

- Choice of MCD Clearview™ day shade or privacy/light blocking night shade
- Superior outward visibility and heat/UV reduction with MCD Clearview™ sunscreen
- Variety of night/light blocking material and colors available
- Complete privacy with night/light blocking material
- Rolls up from inside the coach with the door closed
- Sleek design
- Custom made for each make and model of RV
- Fits a variety of screen door styles
- Easy to install - includes hardware
- Only available in manual operation
- Can be mounted directly to a wall or door



The Magnetic Screen Door Shade attaches to the door screen and moves with the door for ease of exiting/entering.

To determine what Magnetic Screen Door Shade style you need, look at the examples below and pick out the style that best matches the frame on your screen door and write that letter in the form below. Example: If your screen door frame shape is style A, you would write style "A" on the form below. **NOTE: Final product tolerance for shade width is +/- 0.25" per shade**



MEASURING INSTRUCTIONS

1. Choose the style that matches your screen door: Style (A or B) _____

2. TYPE A: Measurements for above style:

Measurement 1 _____ (Height) Measure from inside bottom frame up to where the curve begins

Measurement 2 _____ (Width) Measure from inside-to-inside frame

TYPE B: Measurements for above style:

Measurement 1 _____ (Height) Measure from inside of frame

Measurement 2 _____ (Width) Measure from inside-to-inside frame

3. Material Color: Day Shade _____ Night Shade _____


View Material Color Options at MCDInnovations.com

To Place your order: Call 972.548.1850; Fax 972.542.4881; or E-MAIL to CustomerService@mcdinnovations.com | An MCD representative will assist you with finalizing your order.
If you have additional questions, please call 972.548.1850 or email CustomerService@mcdinnovations.com

COLOR SAMPLES

DAY SOLAR SCREEN COLOR OPTION

BLACK SOLAR SCREEN



All color choices are included in base pricing.


DISCLAIMER: Printers, monitors, tablets, mobile devices and lighting/viewing conditions vary widely. These fabric swatches are representations and are not meant to be an exact color match. We highly recommend ordering swatch samples to ensure color accuracy.

NIGHT SOLAR SCREEN COLOR OPTIONS - 100% SUN/LIGHT BLOCKING

ANTIQUE - WHITE - B50



ARTIC WHITE - OP05



CASTLE STONE - UP35



CASUAL ELEGANCE - FT30



COLONIAL STONE - UP20



COUNTRY STONE - UP30



DESERT CAMEL - B40




KINGDOM GOLD - UP44



LANTERN LIGHT - UP42




MIDNIGHT BLACK - P10




OAT FIELD - B60




PLATINUM GRAY - OP12




SATIN BLACK - DW10



SLATE ROCK - FT12



SOFT BUTTERCUP - OP20



VINTAGE LINEN - B33



WILD ACORN - UP37



IMPULSE SHADE SYSTEM - VALANCE COLOR OPTIONS ONLY

COTTON - U80




PARCHMENT - U81



SESAME - U82



PEBBLE - U83



SEAGRASS - U84



SHALE - U85



SPICE - U86



Scan this QR Code to Contact MCD OR to order Swatch Samples:

Physical Location: 3303 North McDonald St. | McKinney, TX 75071

Phone: 972.548.1850 | Fax: 972.542.4881

Tech Support: 574-AIRXCEL (574) 247-2935 or CustomerService@mcinnovations.com

At MCD, we're dedicated to delivering top-tier customer support. Our online support system is designed to provide fast, thorough answers to any questions you have about your RV roller shades.





An *AIRXCEL* Brand

MCD Innovations redefines RV window shades with a perfect blend of luxury, functionality, and modern style. Trusted by leading RV manufacturers and loved by travelers, MCD roller shades offer effortless light control, increased privacy, and a sleek, residential look that elevates any coach interior.

From gentle day filtering to full blackout privacy, our easy-to-use shades are built for life on the move — with premium fabrics, smooth operation, and custom-fit options. Whether you're chasing the sun or parking under the stars, MCD lets you enjoy the view in total comfort.

Your Shade. Your Style. Your Adventure!

3303 N. McDonald Street
McKinney, TX 75071
972.548.1850
www.airxcel.com
www.mcdinnovations.com



Shade products, fabrics, colors, patterns, hardware, specifications and shade components may change without notice. MCD is not responsible for printing errors or omissions. Images may be representative and may not reflect the latest product updates and/or colors. Please consult your dealer or visit our website for the most current information.