



An AIRXCEL Brand

# SCREEN DOOR PULL-UP SHADE ORDER FORM

Date: \_\_\_\_\_

Page: \_\_\_\_\_ of \_\_\_\_\_

Customer Name: \_\_\_\_\_ Phone: \_\_\_\_\_

Billing Address: \_\_\_\_\_

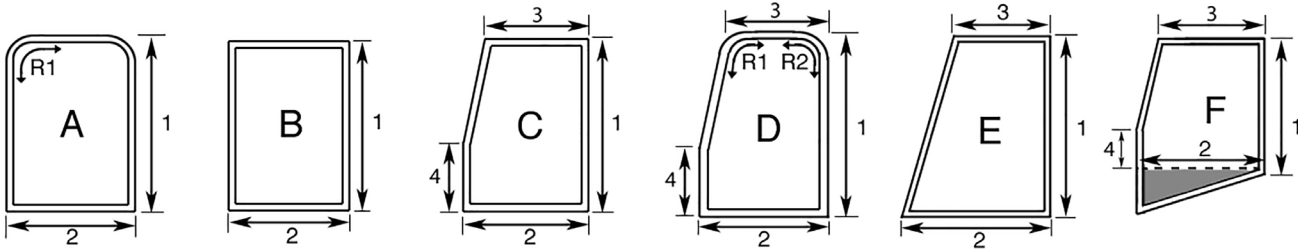
Shipping Address: \_\_\_\_\_

RV Year: \_\_\_\_\_ RV Make: \_\_\_\_\_ RV Model: \_\_\_\_\_

E-mail: \_\_\_\_\_

**The Screen Door Pull-Up Shade attaches to the door and moves with the door for ease of exiting/entering.**

To determine what Screen Door Pull-Up Shade style you need, look at the examples below and pick out the style that best matches the frame on your screen door and write that letter in the form below. Example: If your screen door frame shape is style A, you would write style "A".



\* Note: The lower shaded area in style F can not be covered by the shade.

**Pull-Up Door Shade will not work on any motorhome where the dash extends past the door when in the closed position.**

## MEASURING INSTRUCTIONS

### Measure WIDTH with door closed.

- Measure the **outside** of the frame to the **outside** of the frame for the above indicated areas (1-4) of the screen door.
- To measure for the radius on styles A and D use the radius template on this page to determine the door curvature.

1. Choose the style that matches your screen door: Style (A, B, C, D, E, F) \_\_\_\_\_

2. Measurements for above style:  
 Measurement 1 \_\_\_\_\_ (Height)      Measurement 2 \_\_\_\_\_ (Width)  
 Measurement 3 \_\_\_\_\_ (C, D, E or F)      Measurement 4 \_\_\_\_\_ (C, D, or F)


3. Radius: Style A (R1) \_\_\_\_\_      Style D (R1) \_\_\_\_\_ (R2) \_\_\_\_\_

4. Material Color: Day Shade \_\_\_\_\_ Night Shade \_\_\_\_\_

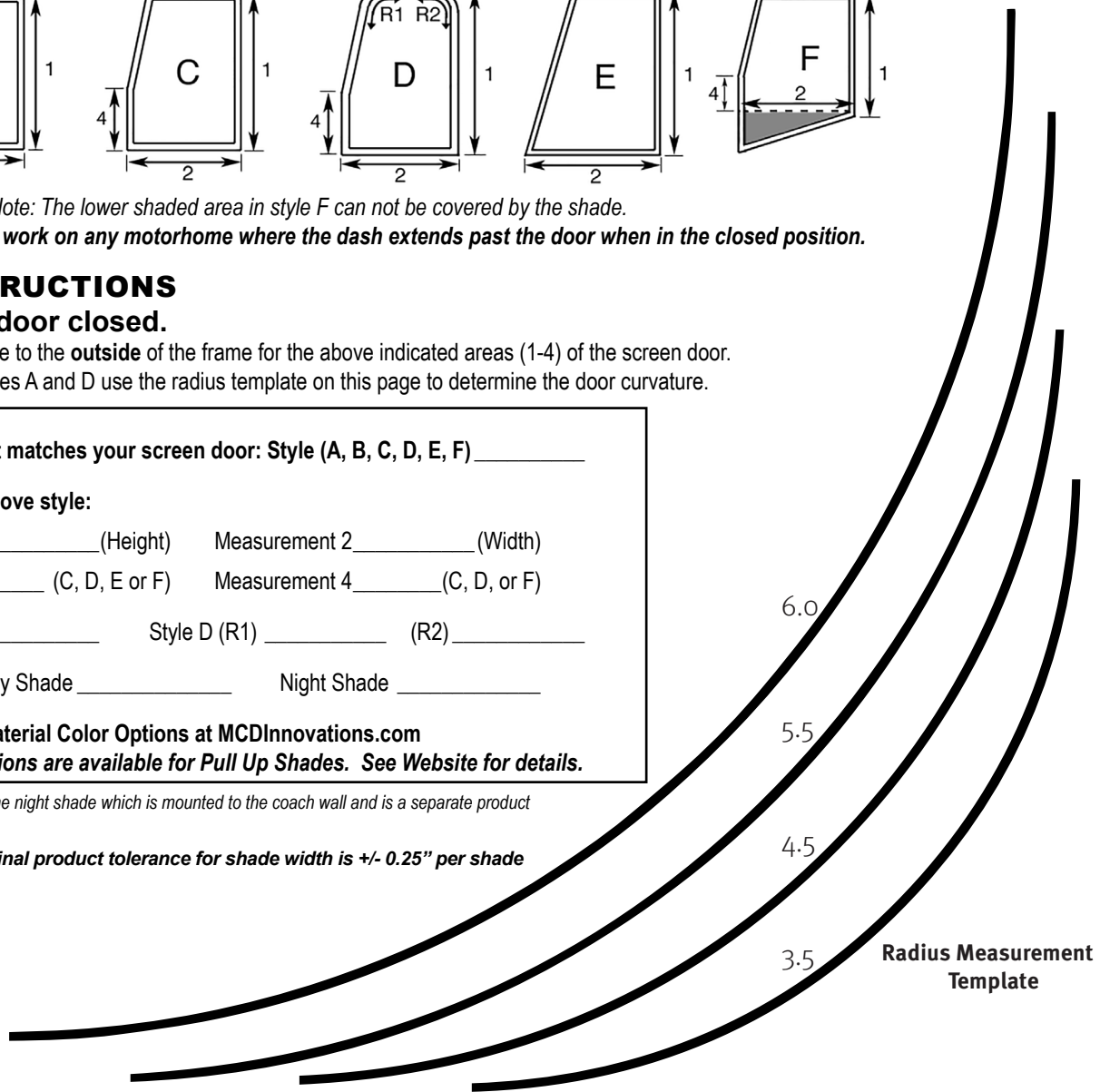
**View Material Color Options at [MCDInnovations.com](http://MCDInnovations.com)**  
**Not all material color options are available for Pull Up Shades. See Website for details.**

Note: You will see at the top of the photo the night shade which is mounted to the coach wall and is a separate product from the Screen Door Pull-Up Shade.

**NOTE: Final product tolerance for shade width is +/- 0.25" per shade**



STYLE "A"



Radius Measurement Template

## SCREEN DOOR PULL-UP SHADE: \$150.00



To access the digital order form or download additional worksheets, scan QR CODE or visit: [mcdinnovations.com/screen-door-pull-up-shade](http://mcdinnovations.com/screen-door-pull-up-shade)  
To Place your order: Call 972.548.1850; Fax 972.542.4881; or E-MAIL to [CustomerService@mcdinnovations.com](mailto:CustomerService@mcdinnovations.com) | An MCD representative will assist you with finalizing your order.  
If you have additional questions, please call 972.548.1850 or email [CustomerService@mcdinnovations.com](mailto:CustomerService@mcdinnovations.com)

