



An AIRXCEL Brand

AMERICAN SERIES RV ROLLER SHADES ORDERING AND MEASURING INSTRUCTIONS

(Excluding Windshield Shades)

ORDERING INSTRUCTIONS

1. Customer Information

Complete the customer information section.

2. Material Color

Enter your day and night material choice.

View material color options at mcdinnovations.com/American-duo

3. Product

Select MCD American **Duo™** Day/Night or **Solo™** (Day or Night) shade.

4. Operating Mode

Select Manual, Remote Electric, Switch Control, or Combo (Manual Day Shade and Remote Electric Night Shade).

5. Motor Location (If Applicable)

Indicate if you would like the motor to be installed on the Left or Right side of shade assembly.

6. Window Location

Identify where each shade will be installed; e.g., dining, kitchen, driver etc.

7. Price

Use the **PRICE GUIDE** to determine the shade pricing. Note that Remote Electric Shades require one motor for **EACH** shade roller. (See price guide for additional charges.)



MEASURING INSTRUCTIONS

1A. Width WITH Valance

Provide measurement of the **Inside width** from Valance leg to Valance leg.

Final Measurement (Width **MINUS 0.75"**) = _____ (Use this measurement as your width when ordering)

IMPORTANT: Deduct 0.75" from your measured width to provide clearance space for installation.

NOTE: Width measurement requested is the overall shade assembly size. Do not order by material width.

1B. Width WITHOUT Valance

Measure the dimension from outside window frame to outside window frame.

Width (Width **PLUS 1"**) = _____ (Use this measurement as your width when ordering)

NOTE: Width measurement requested is the overall shade assembly size. Do not order by material width.

2. Drop Length

Measure from the **INSIDE** top of the valance, or mounting position, to the bottom of the window frame.

3. Roll Spec

Refer to the Roll Spec diagrams located on the order form to determine the shade roll directions.

Note:

- You will need at least 2 inches of space for the shade to roll freely inside a valance.
- All MCD shades come standard with ceiling style mounting clips.
- All MCD shades are custom-made, non-refundable and non-returnable.**

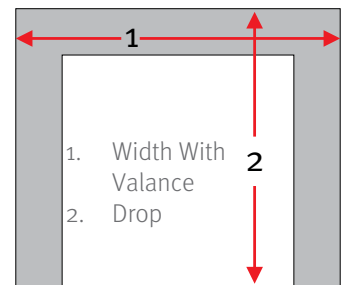


Figure 1A

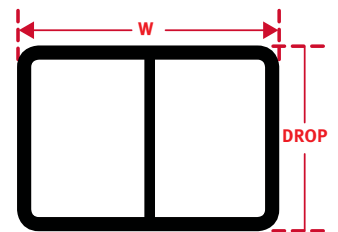


Figure 1B



For all measuring, ordering and additional information, visit: mcdinnovations.com

To Place your order: Call 972.548.1850; Fax 972.542.4881; or E-MAIL to CustomerService@mcdinnovations.com | An MCD representative will assist you with finalizing your order. If you have additional questions, please call 972.548.1850 or email CustomerService@mcdinnovations.com

3303 North McDonald St. | McKinney, TX 75071 | customerservice@mcdinnovations.com | P: 800.804.1757 | F: 972.542.4881





An AIRXCEL Brand

AMERICAN SERIES RV ROLLER SHADES ORDER FORM

Date: _____

Page: _____ of _____

Customer Name: _____

Phone: _____

Billing Address: _____

Shipping Address: _____

RV Year: _____ RV Make: _____ RV Model: _____

E-mail: _____

[View Material Color Options at MCDInnovations.com](http://MCDInnovations.com)

I authorize MCD to charge the credit card I provide for this order.
(MCD will call to obtain credit card information)

Day Shade Color: _____

Night Shade Color: _____

(Typed name will constitute signature)

PLEASE NOTE:

- All MCD Shades are custom-made and are non-returnable and non-refundable.
- Width measurement requested is the overall shade assembly size. Do not order by material width.
- Power Shades Require a dedicated power source.

Product: Duo Solo Day Solo Night
Operating Mode: Manual Remote Combo Switch Control
(Day-Manual/Night-Remote)
Motor Location: Left Right

Window Location: _____ Price: _____
 Width: _____ Drop Length: _____
 Roll Spec: _____

Product: Duo Solo Day Solo Night
Operating Mode: Manual Remote Combo Switch Control
(Day-Manual/Night-Remote)
Motor Location: Left Right

Window Location: _____ Price: _____
 Width: _____ Drop Length: _____
 Roll Spec: _____

Product: Duo Solo Day Solo Night
Operating Mode: Manual Remote Combo Switch Control
(Day-Manual/Night-Remote)
Motor Location: Left Right

Window Location: _____ Price: _____
 Width: _____ Drop Length: _____
 Roll Spec: _____

Product: Duo Solo Day Solo Night
Operating Mode: Manual Remote Combo Switch Control
(Day-Manual/Night-Remote)
Motor Location: Left Right

Window Location: _____ Price: _____
 Width: _____ Drop Length: _____
 Roll Spec: _____

Product: Duo Solo Day Solo Night
Operating Mode: Manual Remote Combo Switch Control
(Day-Manual/Night-Remote)
Motor Location: Left Right

Window Location: _____ Price: _____
 Width: _____ Drop Length: _____
 Roll Spec: _____

NOTE: Final product tolerance for shade width is +/- 0.25" per shade

REMOTE CONTROLLERS (Needed if ordering Remote Electric Shades)

15-Channel Remote Control QTY: _____

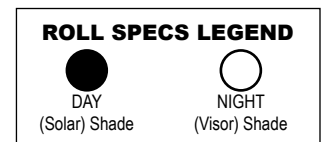
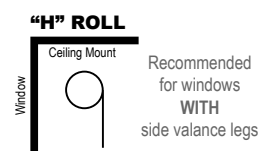
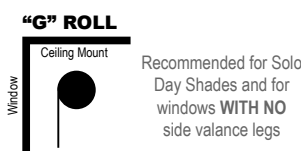
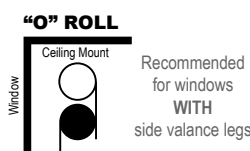
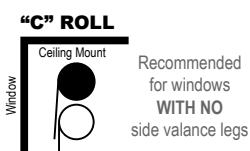
ROCKER SWITCH (Not included with Switch Electric Shades)

Non-Illuminated DPDT Rocker Switch QTY: _____

Illuminated DPDT Rocker Switch QTY: _____

Duo™ Day/Night Roll Specs

Solo™ Day or Night Roll Specs



To access the digital order form or download additional worksheets, scan QR CODE or visit: mcdinnovations.com/American-duo
 To Place your order: Call 972.548.1850; Fax 972.542.4881; or E-MAIL to CustomerService@mcdinnovations.com | An MCD representative will assist you with finalizing your order.
 If you have additional questions, please call 972.548.1850 or email CustomerService@mcdinnovations.com

