



An AIRXCEL Brand

American Series One Piece Windshield Customer Order Form

Date: _____

Page: _____ Of: _____

With Automatic Safety Retraction Feature

FAX order to: 972-542-4881 or E-mail PDF file to: customerservice@mcdinnovations.com

Customer Name: _____ Phone: _____

Billing Address: _____

Shipping Address: _____

RV Year: _____ RV Make: _____ RV Model: _____

E-mail: _____ Night Shade Material Choice: _____

I authorize MCD to charge the credit card I provide for this order (MCD will call to obtain credit card information):

(Typed name will constitute signature)

Please Note:

- All MCD Shades are custom-made and are non-returnable.
- Width measurement requested is the overall shade assembly size. Do not order by material width.
- Final product tolerance for shade width is +/- .25".

ORDER DESCRIPTION:

Tip to Tip Measurement of Assembly Width: _____ Drop/Height - Overall height from overhead to dash: _____

Material Bottom Edge Finish:

Enclosed Rod Only

Enclosed Rod with Flap:

Flap Height: _____ inches

(Included in the drop/height above)
Min: 3" Max: 8"

Product:

- Duo (Day and Night)
 Solo (Night Only)

Motor Location:

- Left
 Right

ROCKER SWITCHES: (Not included with purchase of Windshield) Non-Lighted DPDT Rocker Switch Qty: _____

ROLL SPEC:

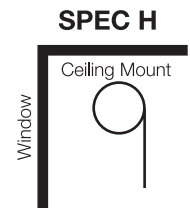
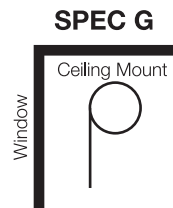
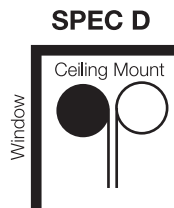

Choose one of the following material Roll Spec options.

Roll Spec: _____

Duo® Day/Night Roller Shade Specs:

O=Night Shade
●=Day Shade

Solo® Night Roller Shade Specs:



Please see Windshield Installation Diagram for further details to determine which Roll Spec to choose.

NOTES: _____



A Division of AIRXCEL




An AIRXCEL Brand

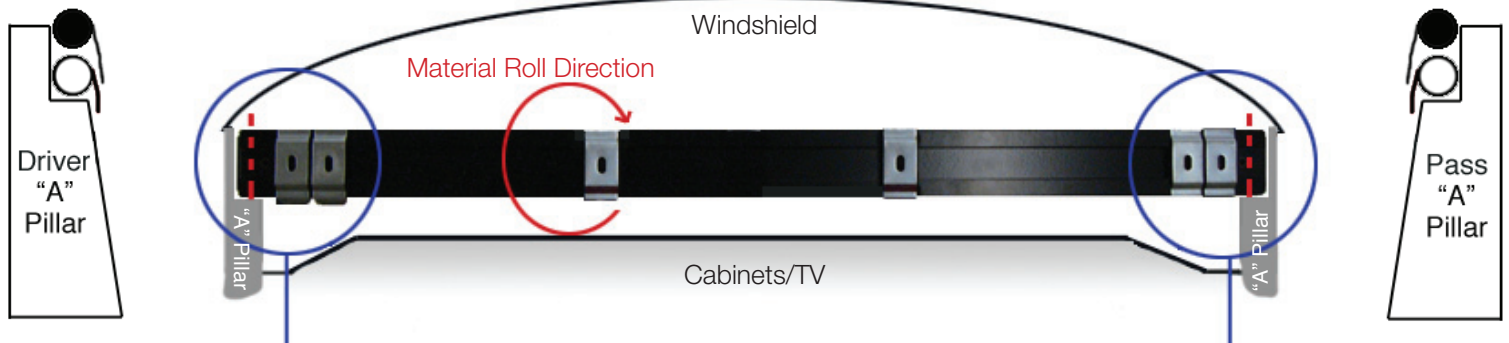
Windshield Installation Diagram

FAX order to: 972-542-4881 or E-mail PDF file to: customerservice@mcdinnovations.com

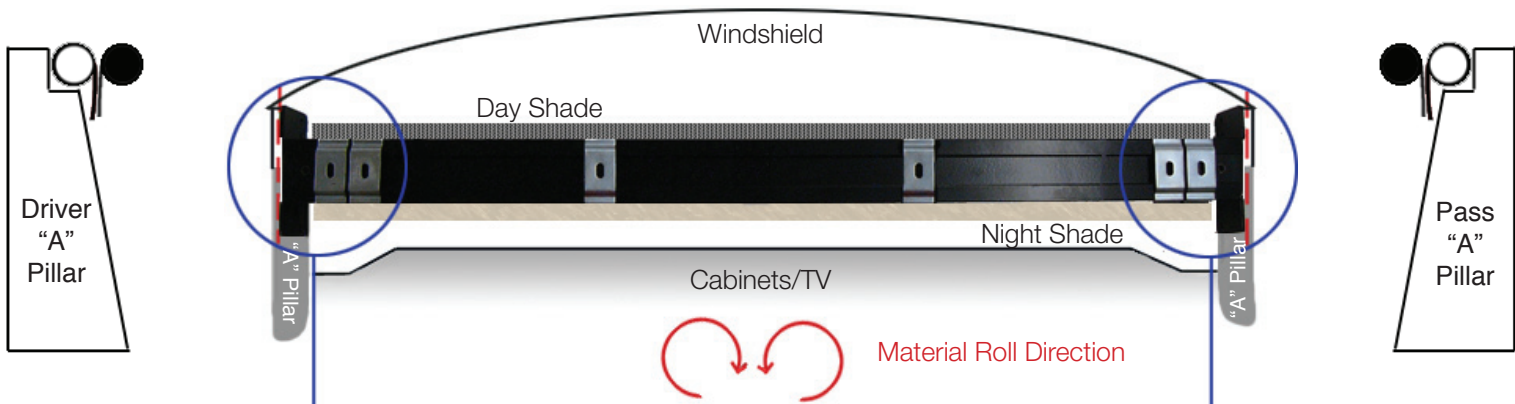
DUO "B" SPEC, AND SOLO "H" SPEC



DUO "C" SPEC, AND SOLO "G" SPEC



DUO "D" SPEC, AND SOLO "G" SPEC



A Division of AIRXCEL